



Introduction Activity: You Are a Part of the Story

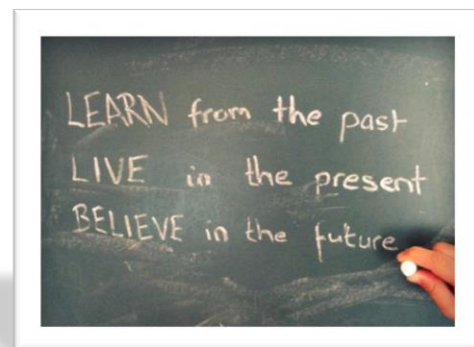
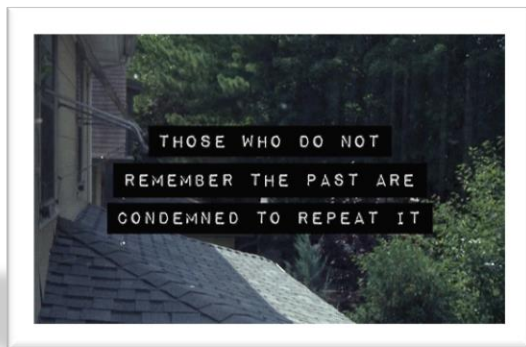
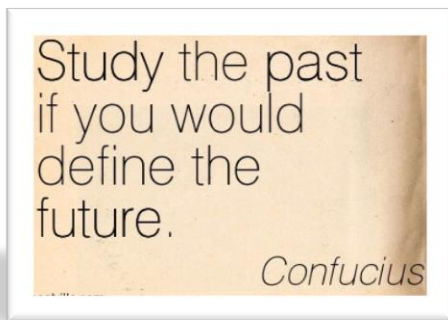
Objectives:

- Analyze different examples of narratives for what they reveal about the story of the Jewish people.
- Develop an oral history research topic with your senior partner
- Conduct an oral history interview.
- Construct an historical narrative or report based on oral history research to add to the www.ravdori.co.il database.

Lesson:

Part One: Why do we care about the past?

Show the quotes to the participants and ask them to choose one to discuss further.





Watch this clip: [You Are Part of the Story](http://youtu.be/O8_8z2quiBs) - http://youtu.be/O8_8z2quiBs

Questions to consider when discussing the video:

- What are some of the stories that we saw?
- What countries are represented?
- How are the stories similar?
- How are they all different?
- Did you connect with any of the stories personally? Issues? Places? People? Whom? Why?
- Is there a family story that comes to mind when you watch this clip? Would you like to share it?

The movie clip ends with this quote:

“We are a people of many strands that make up one, unique, ongoing story and that is why... we need to keep writing it.”

Ask students to reflect or write:

- What do you think this means?
- Why do we need to keep writing it?

Part Two: Examples of Stories:

In order for us to be a part of the ongoing story, we are going to create our own narratives. Choose one of the following examples of narratives to look at in detail.

[Yom Kippur in Saipan](#)

[Always Intent on Settling in Israel](#)

[From Zambia to Israel](#)

Questions to Consider:

- What is the subject of the interview? What event(s) and/or social development(s) in does it address?
- What did you learn from the interview?
- What background information does the interview provide that helped you understand the story better?